

# CARTON CRAFT ACTIVITY

# MANATEE



The manatee is one of our favorite mammals, so it's only fitting that we've decided to get crafty with the sea cow.

## WHAT YOU'LL NEED:

- ☐ One standard-size half-gallon milk or juice carton
- ☐ Manatee printable sheets (included on pages 2-4)
- ☐ Scissors
- ☐ Glue

## DID YOU KNOW?

Manatees live in shallow and calm rivers, estuaries, bays, canals and coastal areas. They can travel from fresh to salt water without any problems.

Manatees are herbivores, which means that they eat only plants — no fish or crustaceans. Eating mainly sea grass found on the ocean floor, manatees have solid bones that make them heavier, allowing them to get to the bottom easier.

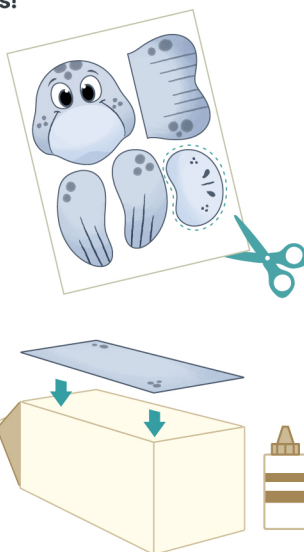
When manatees are born, they are about 4 feet long and weigh 60-70 pounds. Full-grown manatees can be up to 13 feet long and weigh up to 3,500 pounds!

### STEP 1

Cut out all the pieces of the manatee from the printable sheets.

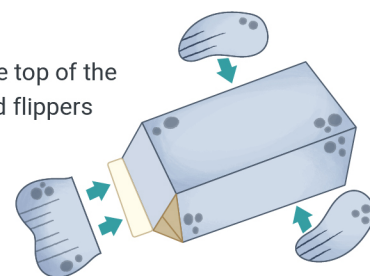
### STEP 2

Place the carton on a table, spout side down, and glue one of the longer rectangular strips to the top of the milk carton. Cover all sides of the carton with the rest of the rectangular strips (you can cut a spout-sized hole in the other longer piece to fix over the spout).



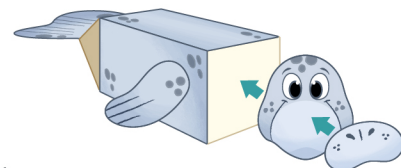
### STEP 3

Glue the tail piece to the top of the milk carton's gable. Add flippers to the carton sides.



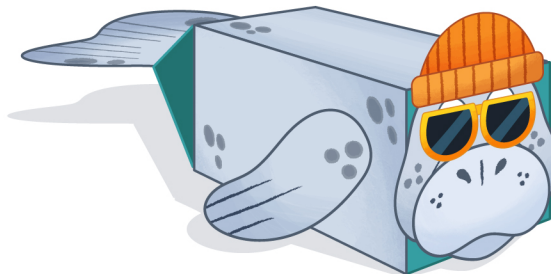
### STEP 4

Glue the snout directly on the manatee's face and then affix to the front of the carton.



### STEP 5

Keep decorating! Make your manatee as personalized as possible.



(Be sure to ask a parent or teacher for help if you need it!)



pactiv  
evergreen™

For more carton fun, go to [www.plantcartonlife.com](http://www.plantcartonlife.com)

© 2021 Pactiv Evergreen. All Rights Reserved. PTVE-132021 12/21

